

# Eat Your Rocks, Croc!

Written by Jess Keating

Illustrated by Pete Oswald

Discussion & Activity Guide

## EAT YOUR ROCKS, CROC!

Dr. Glider's Advice  
for Troubled  
Animals

WRITTEN BY  
JESS KEATING

NEW YORK TIMES BESTSELLING ILLUSTRATOR  
PETE OSWALD



## To my fellow adventurers!

Thank you for picking up *Eat Your Rocks, Croc!* Dr. Glider's Advice for Troubled Animals. We're going to have lots of fun together! I wrote this book to encourage my readers (that's you!) to stay curious, and explore the amazing world around you. There are so many animals, plants, people, and wild spaces out there – and all you need to discover them is an open mind, a curious heart, and a sense of adventure.

Read! Explore! Then read some more!


This book follows Dr. Sugar Glider on her journey around the world as she helps her fellow animal patients. As you're reading, try to notice which animals or facts make you light up inside. Do you love big animals, like the toothy crocodile? Maybe you love the nearly hidden ones, like the aphid and ants you'll meet. You might even love learning about the anglerfish, who lives deep under the sea where we can only visit in a submarine. Whatever friends in this book you love the most – let them lead you to more discovery! If you'd like to learn more, you can always visit your local or school library – tell them Dr. Glider sent you!

You might also find that learning about these animals makes you want to **CREATE** something new yourself. That's great! You can use the pictures or facts in this book to draw your own animals, or share facts about them with your loved ones. Maybe you could make a poster to share your favorite animal in the book. Or a comic featuring some of your top animals having a chat – or a party! – together. The best way to honor your curiosity is to let it take you on a journey! Draw, write, paint, even dance, about what you love!

I've included some activities, crafts, and thoughts in the pages that follow so you can keep exploring with Dr. Glider. The best part of Dr. Glider's world is that it's **YOUR** world too – and every animal in this book needs to be protected and loved. By sharing what you learn, helping to conserve wild spaces, and learning about animals, you are making this world a better, brighter place for everyone.

Share your light, stay curious, and never stop exploring!

Jess Keating





## **A Note to Parents, Teachers & Leaders,**

Hi there! Thank you for sharing this book with your readers – you are amazing! I wrote this book as a way to share my love of the natural world, in hopes that it would inspire your readers to stay curious, optimistic, passionate, and confident about exploring the world around them. I hope you have fun with it too!

You might notice that several words in this book are bolded, and found in the glossary. I believe words are power, and even though some may be difficult to pronounce, they are always worth learning. It's amazing to see the pride on a reader's face when they share a new word with me! Thank you in advance for helping your students sound these words out, or helping them further learn about their meaning in the back matter.

This book encourages readers to explore themes of curiosity, diversity, exploration, and discovery, with Dr. Glider and her fellow patients as guides. Sharing the beautiful diversity of this world can help children find their place within it, and I invite you to use this book however you need to create discussions, art, and a sense of “adventurous community” in your classrooms and homes. Be open to their views, and don't hesitate to share your own too!

Every animal has problems, strengths, challenges, and loveable moments. By allowing children to create and share their interpretations of what matters to them most in this book, we're showing them that their voices and passions – and how they choose to share them – are valuable and valued. One of the best tools we can give children is the ability to share what matters to them, whether it's through story, art, facts, or a simple discussion over cheese and crackers.

Thank you from the bottom of my heart for all you do to share your gifts so children can discover theirs. I hope this book sparks something wonderful in your homes and classrooms!

Jess Keating



[www.jesskeating.com](http://www.jesskeating.com)



## The Unlikely Story of Bear & Porcupine

Did you spot these two in the book?  
Work in partners or small groups to brainstorm  
the story behind these two creatures.

- Where did these two meet?
- Are they best friends? Mortal enemies?
- What are their names?
- Where do they live?

Use words, pictures, or both to tell the story of  
these two got **STUCK** together!

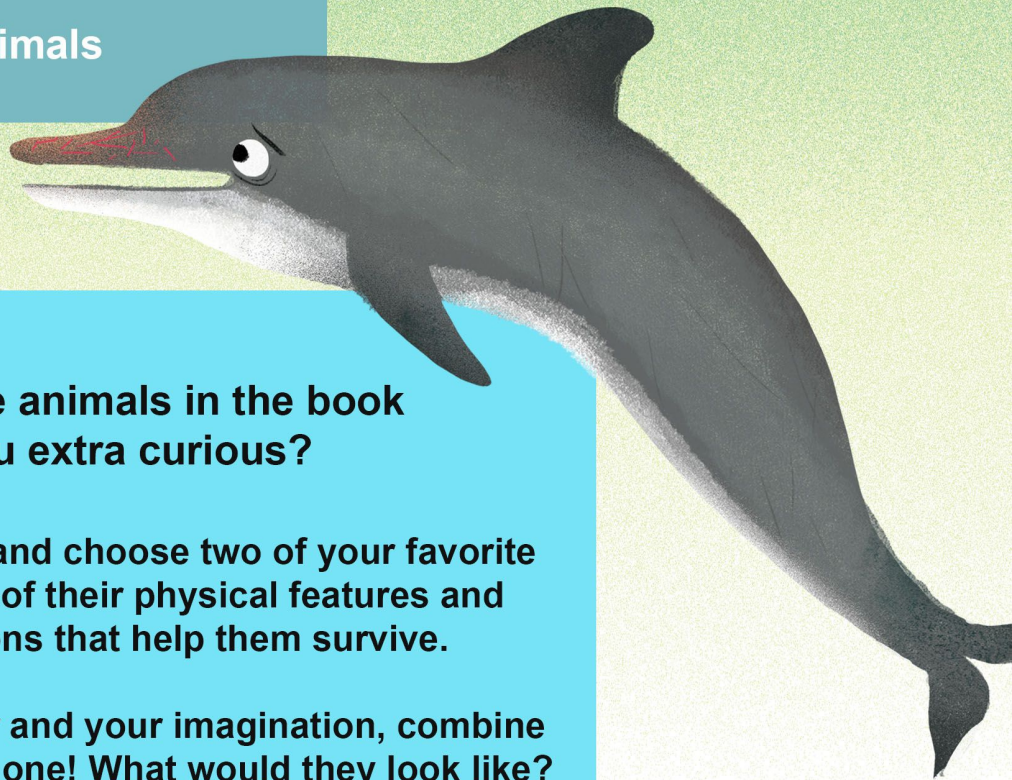


**Hint:**

You can also use comic  
panels like the ones on the  
right side of each page  
to share their story!



## The Menagerie of Miximals



**Did any of the animals in the book make you extra curious?**

**Go through the book and choose two of your favorite animals. Make a list of their physical features and special adaptations that help them survive.**

**Using a sheet of paper and your imagination, combine these two animals into one! What would they look like? Where would they live? How would they find food? Draw your animal, and don't forget to name it!**



### **Bonus:**

**Imagine you are the first scientist to ever discover your miximal. Make a poster to share your miximal with the world!**



## Explore the Smallest Objects

**Dr. Glider is always on the lookout for patients to help.  
Big or small - she treats them all!**

**Working alone or in pairs, use your observational skills to find the smallest objects in your room.**

**Choose five of your favorites, and include the following in your notebooks:**

- Draw a sketch of each object
- How big are they? Can you measure them?
- What is the object used for?
- Brainstorm 3 ways the object could be used differently
- How would you describe these objects to people who had never seen them before?



### **Curiosity Tip:**

**Even the most common objects can be interesting when we explore them with an open mind!**

**Can you create a catalog of your favorite objects?**



## Be A Cover Designer

**Want to stretch your creativity skills?  
Design a new cover for this book!  
You can include:**

- Dr. Sugar Glider
- Your favorite animals
- a new title (if you want!)

**Make your cover as eye-catching as possible  
to excite your readers!**








## Describe-ables!

**We meet many animals as we travel with Dr. Glider. How would you describe them? Choose six of your favorite animals from the book and come up with one to word to describe them.**

**Bonus: Can you describe each of these animals using a character trait as well?**







## Build a Word Mountain

**This book is filled with many strange, unique, and interesting words. Some of them are bolded, with helpful definitions for you in the back of the book. Choose ten words from the book that are new to you. Write them down, and (carefully!) cut them out. Working from longest to shortest word, can you create a mountain of these words?**