Teaching

Amazing Athletes

Interest Level: Grades 2–5
Reading Level: Grade 3

LERNER e SOURCE™

Titles in this series:

Go to www.lernerbooks.com for a complete list of books in the Amazing Athletes series.

Standards

Common Core Reading (Informational Text)

- Key Ideas and Details
- Craft and Structure
- Range of Reading and Level of Text Complexity

Common Core Writing

- Text Types and Purposes
- Production and Distribution of Writing

Multiple Intelligences Utilized

- Verbal-linguistic, bodily-kinesthetic, visual-spatial, musical, interpersonal, intrapersonal



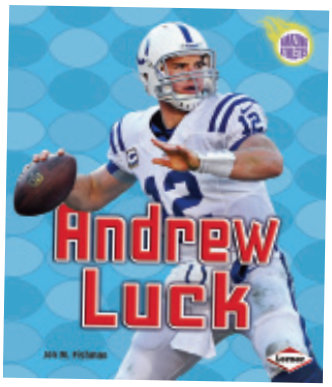











Lerner DIGITAL™

Copyright © 2014 by Lerner Publishing Group, Inc. Lerner Digital™ and Lerner eSource™ are trademarks of Lerner Publishing Group, Inc. All rights reserved. www.lernerbooks.com

LernerClassroom™
ISBN 978-1-4677-3933-7

Lesson 1
What Are Captions?

Purpose
Students will understand the function of captions.

Materials
- Amazing Athletes series

Prepare
- Choose one Amazing Athletes book as a model. Each student should have a copy of the book. Alternatively, pair students up and give each pair a copy of the book.

Pretest
- Ask students to point out different kinds of text in their books.
- Ask students, "What is a caption? How is a caption different from other text in a book?"

Model
- Read the first chapter of the Amazing Athletes book aloud to the class. As you read, explain to students when and why you stop reading the main text to read the captions.
- Explain that captions give information about a picture.

Practice
- Invite students to find and read the captions in chapter 2 of the book.
- In pairs, students will discuss what they learned from the captions.
- Students will read all of chapter 2.
- In pairs, students will compare what they learned from the captions with what they learned from the main text.

Read
- Students will read the rest of the chapters, both captions and main text.

Discuss
- What kind of information did you find in the captions?
- Do you think it would be a good idea to read only the captions and not the main text? Why or why not?

Evaluate
- Ask students questions that could be answered from reading the book's captions.
- Check for students' understanding of how captions are used.

Lerner DIGITAL™
Copyright © 2014 by Lerner Publishing Group, Inc. Lerner Digital™ and Lerner eSource™ are trademarks of Lerner Publishing Group, Inc. All rights reserved. www.lernerbooks.com
Lerner Classroom™
ISBN 978-1-4677-3933-7

Lesson 2 Character Poetry

Purpose
Students will note characteristics of an athlete and write a cinquain poem about the athlete's character.

Materials
- Amazing Athletes series
- Draft Your Cinquain p. 6
- Character Cinquain p. 7
- pencils

Prepare
- Choose an Amazing Athletes book to use as an example.
- Copy Draft Your Cinquain p. 6 and Character Cinquain p. 7 for each student. Alternatively, show the pages electronically and ask students to copy them into their notebooks.

Pretest
- What does *character* mean? How can you find out about a person's character?

Read
- Read books from the Amazing Athletes series.

Model
- Ask students to describe some characteristics of the athletes they read about.
- List these characteristics on the board. Not all characteristics need to be about the same athlete.
- Ask students to mention events in the books that show the athletes' characters.
- As a class, come up with descriptive words, action words, and emotion words about the athletes.
- Explain that a cinquain poem has five lines. The first line has two syllables, the second line has four syllables, the third line has six syllables, the fourth line has eight syllables, and the last line has only two syllables.

Practice
- Students will use Draft Your Cinquain p. 6 to plan and write cinquain poems about the athletes they read about.
- Students will write their final drafts on Character Cinquain p. 7.
- When poems are completed, students will pair up and share their poems with their partners.
- Partners will offer constructive suggestions for improving the poems and point out things that were done well.
- Students will revise their own poems based on their partners' critiques.

Discuss
- What parts of your draft did you decide to keep? Which parts did you decide to leave out? Why did you make those choices?
- Which suggestions from your partner were most helpful?

Evaluate
- Assess drafts and poems for participation and completion. Assess partner work for participation and effort.

Lerner DIGITAL™
Copyright © 2014 by Lerner Publishing Group, Inc. Lerner Digital™ and Lerner eSource™ are trademarks of Lerner Publishing Group, Inc. All rights reserved. www.lernerbooks.com
Lerner Classroom™
ISBN 978-1-4677-3933-7

Lesson 3
Memory Makers

Purpose
Students will make a scrapbook documenting events in an athlete's life.

Materials
- Amazing Athletes series
- old magazines or newspapers or online access and a printer
- thick, sturdy paper
- crayons or colored pencils
- scissors
- a stapler
- glue
- pencils

Prepare
- Gather old sports magazines or sports sections of newspapers. Alternatively, collect a list of sports websites. A few examples include http://www.sikids.com/, http://www.timeforkids.com/news-archive/sports, and http://www.dogonews.com/category/sports.

Pretest
- How do people remember important events?
- Why is it important to remember certain events?

Read
- Read books from the Amazing Athletes series.

Model
- Explain that students will be putting together scrapbooks of important events in an athlete's life.
- Scrapbooks can contain all kinds of physical documents, including drawings, photos, news articles, ticket stubs, game programs, or scores from sporting events.
- Students can print or cut out things from media sources or create their own mementos.

Practice
- Students will choose athletes to focus on.
- Students will staple together several sheets of construction paper to make a book.
- Students will find or make mementos for the athletes they read about. Then they will glue the mementos into the scrapbooks.
- Put completed scrapbooks in a public area for students to review.

Discuss
- What was easy or difficult about this project?
- Do you think your scrapbook is similar to one the athlete would have made himself or herself?

Evaluate
- Evaluate participation in the scrapbook-making assignment.

Lerner DIGITAL™
Copyright © 2014 by Lerner Publishing Group, Inc. Lerner Digital™ and Lerner eSource™ are trademarks of Lerner Publishing Group, Inc. All rights reserved. www.lernerbooks.com
Lerner Classroom™
ISBN 978-1-4677-3933-7

Lesson 4
News Report

Purpose
Students will write a news story about an event in an athlete's life.

Materials
- Amazing Athletes series
- Just the Facts p. 8
- sample sports news article
- paper
- pencils

Prepare
- Choose a sports news article to use as an example. Copy it for students or prepare to show it electronically.

Pretest
- What is news? Why do we read the news?
- Who decides what is news?

Read
- Read books from the Amazing Athletes series.

Model
- Explain that a news story usually focuses on one event, such as a basketball game or a gymnastics meet.
- Review the sample news story. Ask students what kinds of information are included in the story. Make a list of things on the board.
- Discuss news question words with students. *Who* refers to a person. *What* asks about a thing. *When* asks about a time or date. *Where* asks about a place, and *Why* asks for a reason.
- Review Just the Facts p. 8 with students and answer any questions.

Practice
- Students will use the guidelines in Just the Facts p. 8 to write a short news story about an event in an athlete's life.

Discuss
- How is writing a news article different from other kinds of writing?
- Do you think everyone would agree that the event you wrote about was important? Why or why not?

Evaluate
- Evaluate completion of Just the Facts p. 8 and students' written news articles.

Lerner DIGITAL™
Copyright © 2014 by Lerner Publishing Group, Inc. Lerner Digital™ and Lerner eSource™ are trademarks of Lerner Publishing Group, Inc. All rights reserved. www.lernerbooks.com
Lerner Classroom™
ISBN 978-1-4677-3933-7

Name _____ Date _____

Draft Your Cinquain

1. Name of the athlete

_____

2. What words describe this athlete?

_____ _____ _____ _____

_____ _____ _____ _____

3. Think of action words that fit this person.

_____ _____ _____ _____

_____ _____ _____ _____

4. Come up with some four-word phrases about the athlete that show feelings.

_____

_____

_____

5. Write down a few more words about the athlete.

_____ _____ _____ _____

_____ _____ _____ _____

6. Choose your best words and write a first draft of your cinquain.

Copyright © 2014 by Lerner Publishing Group, Inc. Lerner Digital™ and Lerner eSource™ are trademarks of Lerner Publishing Group, Inc. All rights reserved. www.lernerbooks.com

ISBN 978-1-4677-3933-7

Character Cinquain

_____

1.

_____ _____

2.

_____ _____ _____

3.

_____ _____

4.

_____

5.

by: _____

Lerner DIGITAL™

Copyright © 2014 by Lerner Publishing Group, Inc. Lerner Digital™ and Lerner eSource™ are trademarks of Lerner Publishing Group, Inc. All rights reserved. www.lernerbooks.com

Lerner Classroom™
ISBN 978-1-4677-3933-7

Name _____ Date _____

Just the Facts

Choose an event from the Amazing Athletes book you read. Then use these questions to help you plan a news article about that event.

1. Who are you writing about?

2. What happened?

3. When did it happen?

4. Where did it happen?

5. Why did it happen? Why is it important?

Use your answers to write a short news article about the event. Remember to start with an interesting fact or quote to hook your readers.

Copyright © 2014 by Lerner Publishing Group, Inc. Lerner Digital™ and Lerner eSource™ are trademarks of Lerner Publishing Group, Inc. All rights reserved. www.lernerbooks.com

ISBN 978-1-4677-3933-7